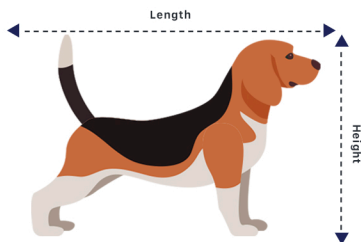


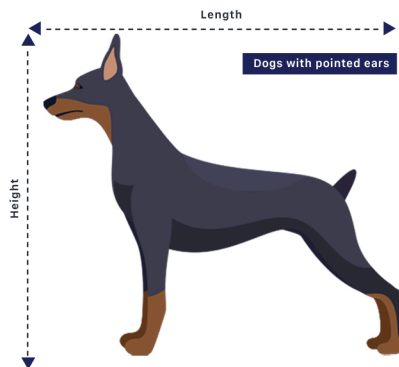
The perfect fit for the perfect trip!

HOW TO **SELECT THE CORRECT SIZE** FLIGHT KENNEL FOR YOUR PET!

Use the following steps to determine the correct dimensions depending on the attributes of your pet.
Remember your animal should be able to stand normally without the top of its head touching the flight kennel.



Dogs without pointed ears



Dogs with pointed ears

Length


Measure from the tip of your dogs nose to the base of their tail, then add 5cm to your measurement, which will give you the correct length.

Width

Measure the widest part of your dogs shoulders

Height

If your dog has pointed (erect) ears, measure from the top of their ears to the floor while they stand normally. For dogs with floppy ears, measure from the top of their head to the floor. Add 5cm to your measurement for the correct flight kennel height.



Petlounge

BidAir
Cargo



They're in good hands

Available to rent in Sizes 1-10
AIRPORT TO AIRPORT

For more information contact reservations on
011 230 4600 or email us at info@petlounge.co.za